



US00D794579S

(12) **United States Design Patent**
Peterson et al.

(10) **Patent No.:** **US D794,579 S**

(45) **Date of Patent:** **** Aug. 15, 2017**

(54) **DISPLAY PANEL**

(71) Applicant: **Liberty Pumps, Inc.**, Bergen, NY (US)

(72) Inventors: **Caleb Peterson**, Attica, NY (US);
Randall Waldron, North Chili, NY
(US); **Timothy D. McCrossen**,
Rochester, NY (US); **Tim Haats**,
Ottawa (CA)

(73) Assignee: **Liberty Pumps, Inc.**, Bergen, NY (US)

(**) Term: **15 Years**

(21) Appl. No.: **29/570,582**

(22) Filed: **Jul. 9, 2016**

(51) **LOC (10) Cl.** **13-03**

(52) **U.S. Cl.**
USPC **D13/162**

(58) **Field of Classification Search**
USPC D13/123, 162, 163; D10/49, 50;
D14/388; D15/9

CPC F04B 49/00; F04B 49/06; F04B 49/065;
F25B 2400/077; G05B 19/409; G05B
2219/13164; G05B 2219/36163; H05K
5/02; H05K 5/0204; H05K 5/0247

See application file for complete search history.

(56) **References Cited**

U.S. PATENT DOCUMENTS

D388,769 S * 1/1998 Pritchard D13/162
D513,497 S * 1/2006 Whitehouse D13/162
D543,950 S * 6/2007 Ludlum D13/162
D558,152 S * 12/2007 Tatsuyama D13/162
D564,972 S * 3/2008 Peterson D13/162
D566,597 S * 4/2008 Schneor D10/103
D566,661 S * 4/2008 Ludwig D13/162
8,332,167 B2 * 12/2012 Boa G01F 23/265
702/47
8,436,559 B2 * 5/2013 Kidd F04B 17/03
318/34

D727,857 S * 4/2015 Acera D13/162
9,051,930 B2 * 6/2015 Stiles, Jr. F04B 49/20
D735,680 S * 8/2015 Harrison D13/162
D738,830 S * 9/2015 Suthmann D13/162
D748,065 S * 1/2016 Trochum D13/162
D754,613 S * 4/2016 Downs D10/96
9,528,522 B2 * 12/2016 Cummings F04D 15/0088
2006/0129088 A1 * 6/2006 Gill F04B 49/00
604/67
2007/0154322 A1 * 7/2007 Stiles F04B 49/20
417/44.1
2010/0119379 A1 * 5/2010 Becker F04B 45/00
417/48
2012/0073040 A1 * 3/2012 Cohen E04H 4/1272
4/504
2013/0294931 A1 * 11/2013 Magnusson F04D 15/0027
417/44.1

(Continued)

Primary Examiner — Selina Sikder

(74) *Attorney, Agent, or Firm* — John M. Hammond;
Patent Innovations LLC

(57) **CLAIM**

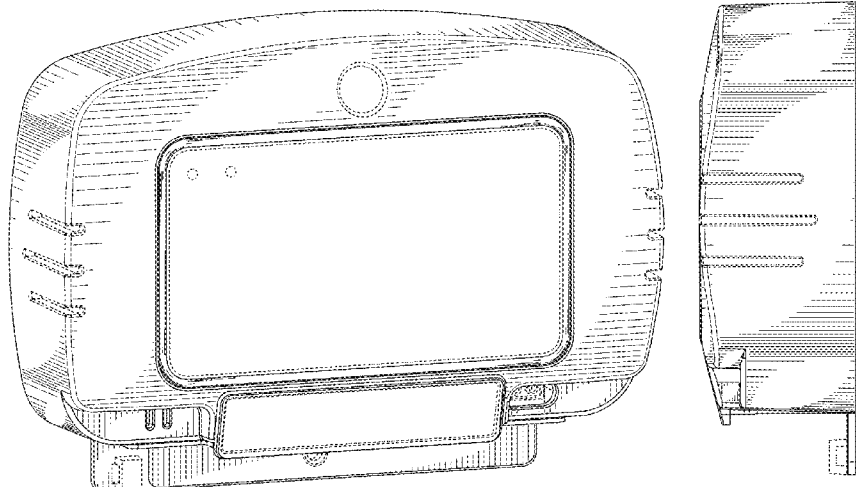
The ornamental design for a display panel, as shown and described.

DESCRIPTION

FIG. 1 is a perspective view of the top, front and left side of the display panel;
FIG. 2 is a front elevation view of the display panel;
FIG. 3 is a right side elevation view of the display panel;
FIG. 4 is a rear elevation view of the display panel;
FIG. 5 is a left side elevation view of the display panel;
FIG. 6 is a top plan view of the display panel; and,
FIG. 7 is a bottom view of the display panel looking upwardly from below.

Any broken line illustration of environmental structure in the drawings is for illustrative purposes only, and forms no part of the claimed design.

1 Claim, 6 Drawing Sheets



(56)

References Cited

U.S. PATENT DOCUMENTS

2014/0250580 A1* 9/2014 Magyar F04D 15/00
4/494

* cited by examiner

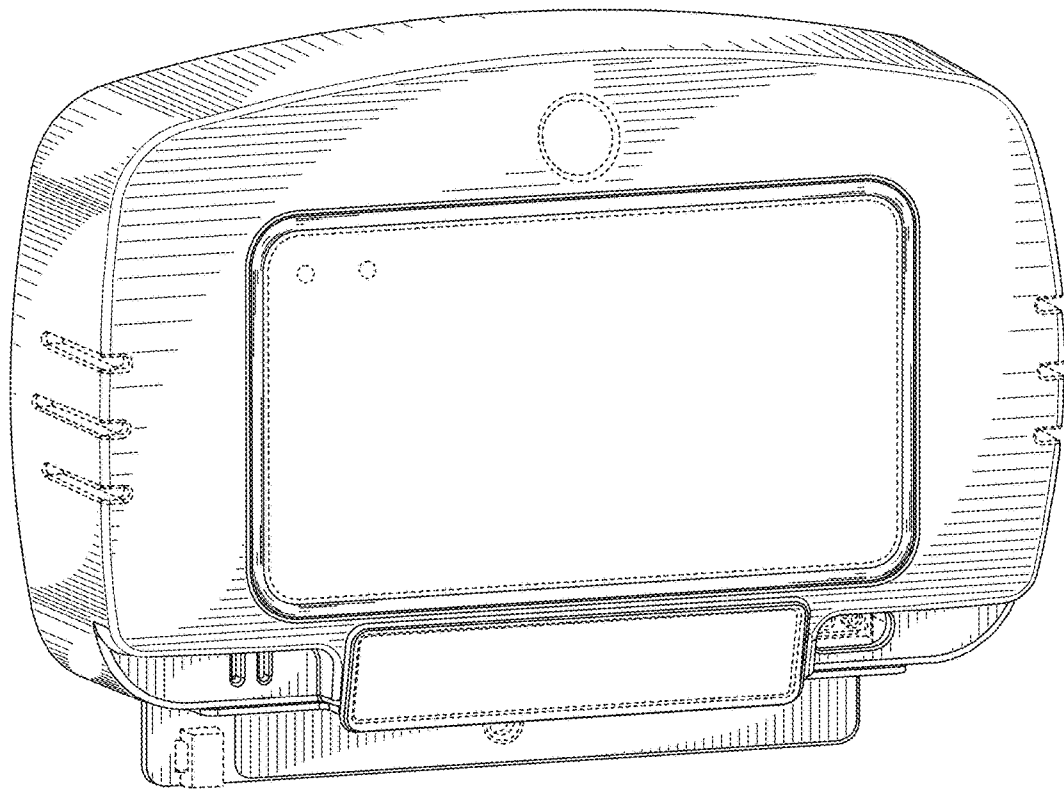


FIG. 1

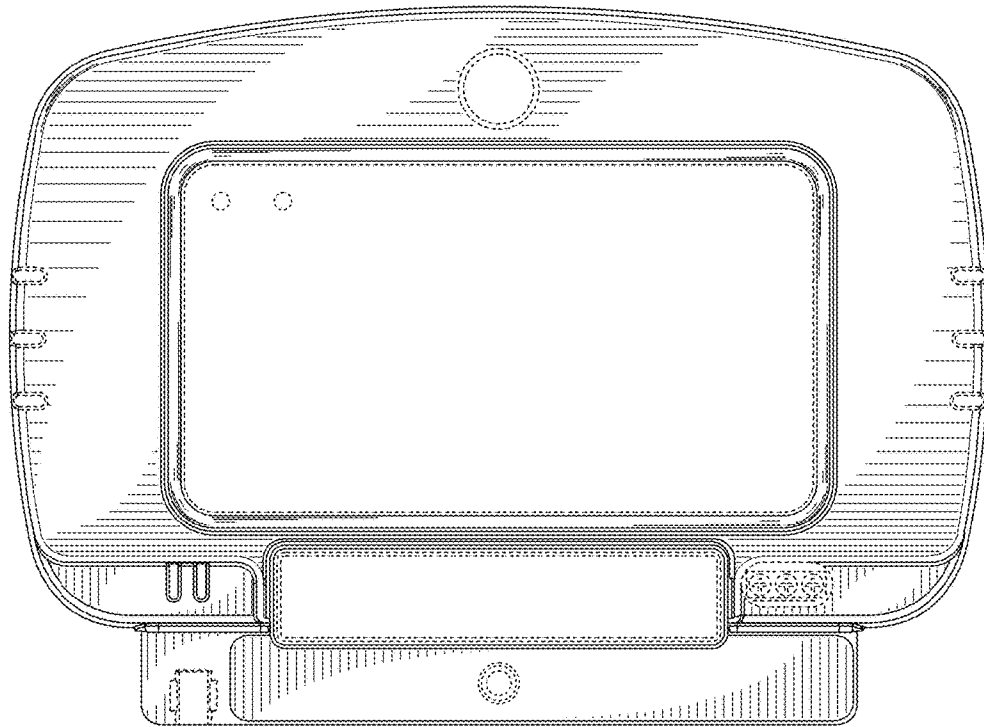


FIG. 2

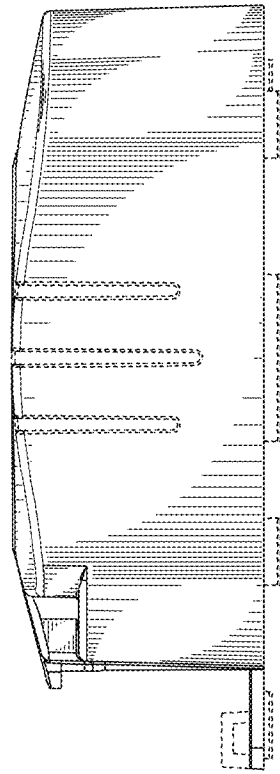


FIG. 3

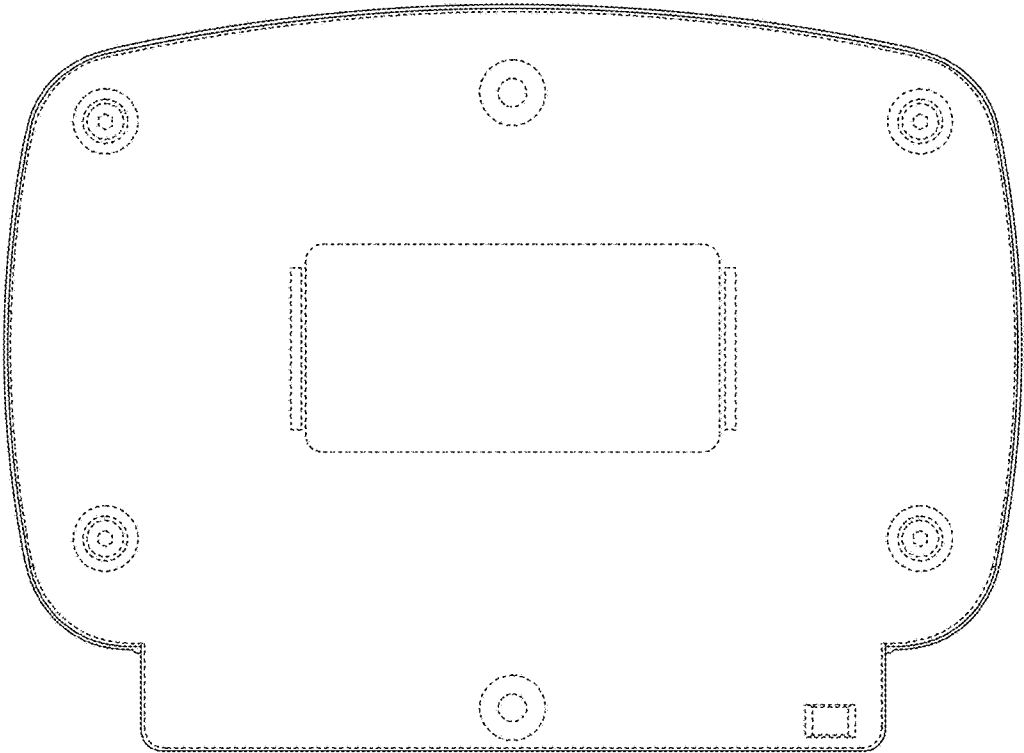


FIG. 4

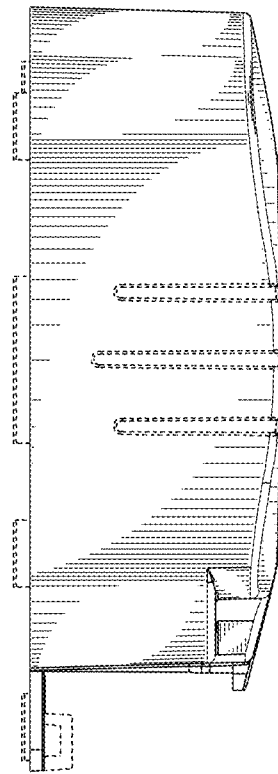


FIG. 5

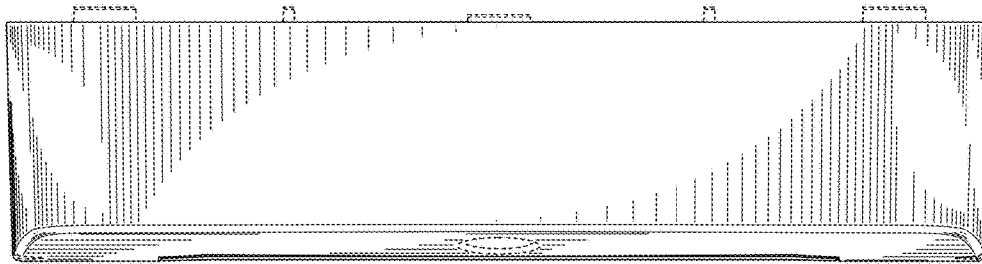


FIG. 6

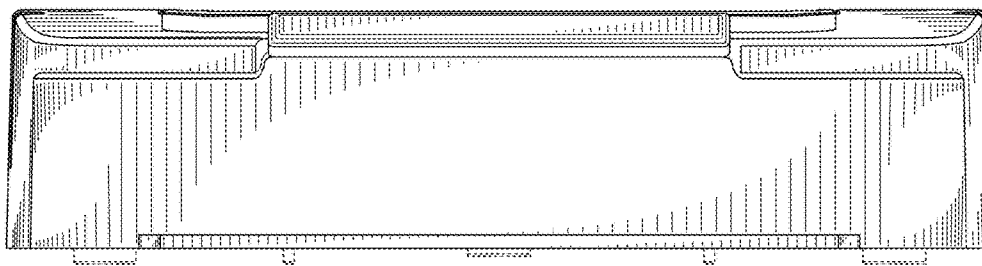


FIG. 7